由 Autodesk 教育版产品制作

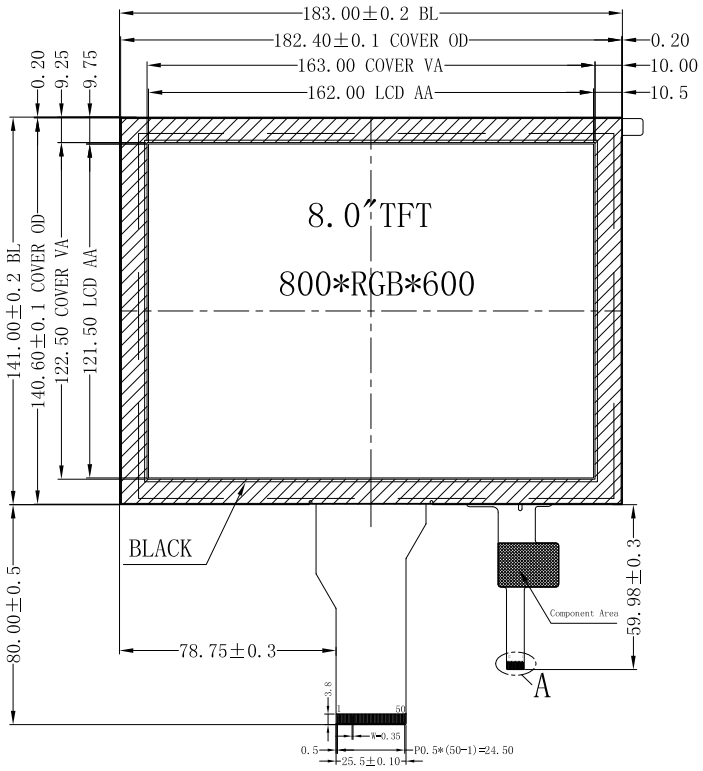

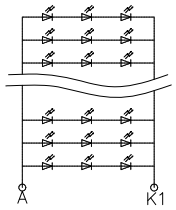

线路3串9并
27LED

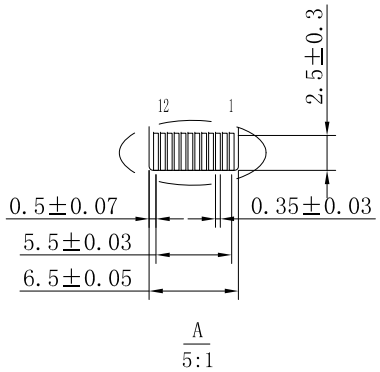

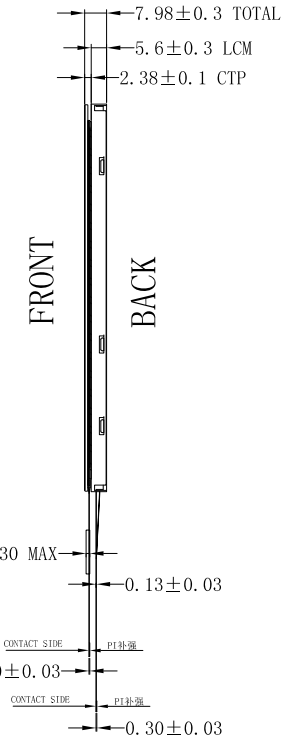

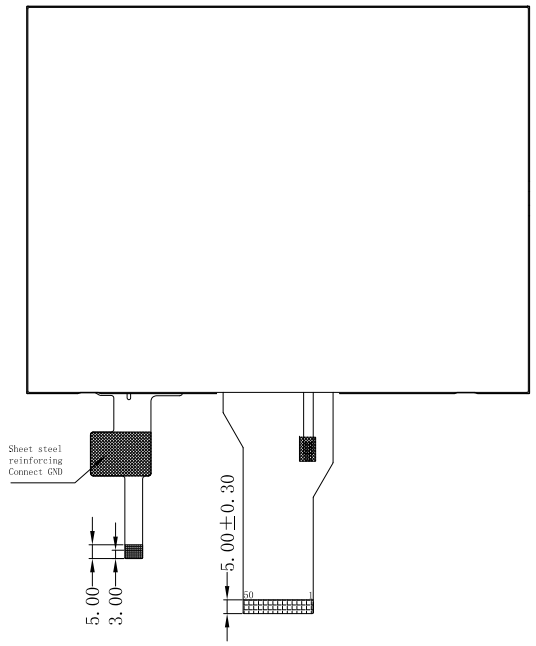

NO.	Pin Name
1	LED+
2	LED+
3	LED-
4	LED-
5	GND
6	VCOM
7	VCC
8	MODE
9	DE
10	VS
11	HS
12	B7
13	B6
14	B5
15	B4
16	B3
17	B2
18	B1
19	B0
20	G7
21	G6
22	G5
23	G4
24	G3
25	G2
26	G1
27	G0
28	R7
29	R6
30	R5
31	R4
32	R3
33	R2
34	R1
35	R0
36	GND
37	DCLK
38	GND
39	L/R
40	U/D
41	VGH
42	VGL
43	AVDD
44	RESET
45	NC
46	VCOM
47	DITHB
48	GND
49	NC
50	NC

PIN ASSIGNMENT	
1	PSEL
2	VBUS
3	DN
4	DP
5	GND
6	IOVCC
7	VDD
8	SCL
9	SDA
10	INT
11	RST
12	SS

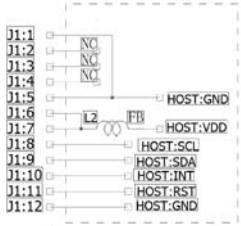

IIC HOST

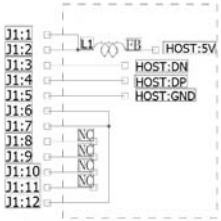

USB HOST

NOTES:

1. DISPLAY TYPE: 8.0", TFT-LCD, 16.7M COLORS
2. DISPLAY MODE: TN NORMALLY WHITE
3. VIEWING DIRECTION: 6:00
4. CTP DRIVER IC: FT5826QSL
5. VCC: 3.3V,IOVCC:1.8-3.3V
6. OPERATING TEMP: -20°C TO 70°C
   STORAGE TEMP: -30°C TO 80°C
7. BACK LIGHT: LED WHITE, 162-198mA, 9.9±0.3V
8. RoHS COMPLIANT.

If use of coexistence mode, the host should add a ferrite magnetic bead
1、In USB mode, the host connection is as follows, NC float, USB _5V should add a ferrite magnetic bead(L1)
2、In IIC mode, the host connection is as follows, NC float, VDD should add a ferrite magnetic bead(L2)

ReV.	Revision content description	Date
A	FIRST	2016/08/30

深圳市柯达科电子科技有限公司
SHENZHEN STARTEK ELECTRONICS CO.,LTD

TOLERANCE(公差)		DRAWING NAME	KD080C-4-C004A
		PARTS NO.	97080001C
TOLERANCE UNLESS OTHERWISE SPECIFIED	X.X±0.3	Drawn	Unit
	X.XX±0.2	Checked	mm
Scale 1:1		Approve	Page 1/1

由 Autodesk 教育版产品制作
由 Autodesk 教育版产品制作
由 Autodesk 教育版产品制作